

Talentum® I656I

Stainless Steel Flameproof (Exd) UV/IR² Flame Detector

The Talentum® flameproof Ultra-Violet, dual Infra-Red (UV/IR²) Flame Detector is designed to protect specialist hazardous areas where open fires may be expected and detects almost all flames, including hydrocarbon fires with 4.3µm emissions through to invisible fires such as hydrogen.

The UV/IR² Flame Detector is sensitive to flickering, low frequency (1-15Hz) infra-red radiation emitted by flames during combustion.

This detector has a UV sensor and two IR sensors which respond to different wavelengths of both the ultra-violet and the infra-red spectrum. The signals from these sensors are processed by the detector and checked for characteristics of a flame. The simultaneous detection of both the UV and the IR light by the sensors will signal an alarm. False alarms from flickering sunlight, arc welding and lightning are eliminated by a combination of UV and dual IR signal processing techniques. The Talentum® UV/IR² detector has selectable output options of relay contacts or 4-20mA signal, as standard.

Features

- Excellent immunity to false sources
- Increased environmental protection
- Tolerant of fumes, vapours, dust and mist
- Suitable for indoor and outdoor areas
- Unaffected by convection currents, draughts or wind
- Proven response to multiple fuel types
- Multi-spectrum detection
- Selectable output options
- Selectable response speed
- Selectable sensitivity levels
- Built in auto and manual test
- Low current consumption
- Fast response to fire




Applications

- Chemical Plants
- Nuclear Power Sites
- Engine Rooms
- Spray Booths
- Pharmaceutical Production
- Military Applications
- Marine Industry
- Printing
- Refineries
- Fuel Loading Racks
- Storage Tanks
- Aircraft Hangers
- Petrochemical Onshore/Offshore
- Biomass Storage and Handling
- LNG/LPG Production

Accessories

- 07127 Stainless Steel Adjustable Mount (316)
- 07279 Stainless Steel Weather Shield (316)



FM Approved

Visit www.ffeu.com for up to date approvals information.

Class I, Div. I, Groups A, B, C, D T4, IP66
Class I, Zone I, AEx db IIC Gb T4, IP66
Class II/III, Div. I, Groups E, F, G T4, IP66



Talentum® I656I

Mechanical Specification

Housing Material	316 Stainless Steel
Housing Colour	Natural
Dimensions	5.91"H x 5.75"W x 5.39"D (150 H x 146 W x 137 D mm)
Weight	13.23lbs (6kg)
Cable Gland Entries	3 x .79" (3 x 20mm)
Wiring	1.0 to 4.0mm ²

Electrical Specification

Supply Voltage	14 to 30Vdc
Quiescent Current	8mA, RL2 energised 4mA, current loop, RL2 off 3mA, RL2 off
Alarm Current	28mA, RL1 & RL2 energised 20mA, current loop, RL1 & 2 off 9mA, RL1 energised
Power Up Time	2 seconds max.
Test Signal Voltage	14 to 30Vdc
Relay Outputs - Programmable - Ratings: Current Voltage Power	Normally Open or Normally Closed Latching or Non-latching 1.0A Max. 50Vdc Max. 30W Max. (Note: Resistive Loads Only)

Environmental

Operating Temperature	14°F to 131°F (-10°C to +55°C)
Storage Temperature	-4°F to 149°F (-20°C to +65°C)
Relative Humidity	95% Non condensing
IP Rating I	IP66

Performance

Range - Class I*	0.1m ² n-heptane at 25m
- Class 3	0.1m ² n-heptane at 12m (see EN54:10 for sensitivity settings)
Field of View	90° min. Cone
Spectral Response	
- UV	185 to 260nm
- IR	1.0 to 2.7µm

Approvals

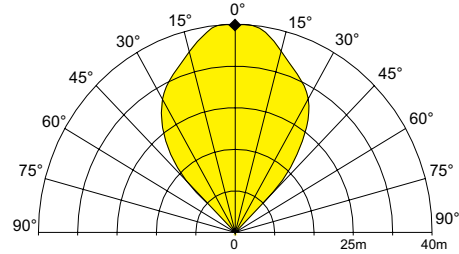
SIL 2	C127_CT003_(2.0)
Baseefa ATEX	Baseefa08ATEX0270

Response Characteristics – High Sensitivity

Fuel	Flame Size m (ft)	Distance m (ft)	Average Response time (seconds)
n-Heptane* (Yellow flame)	0.3 x 0.3 (1 x 1)	25 (82)	12
Methylated Spirit* (Clear flame)	0.5 x 0.5 (1.6 x 1.6)	25 (82)	25
Hydrogen (non-visible flame)	0.1 x 0.5 (0.3 x 1.6)	12 (39)	8

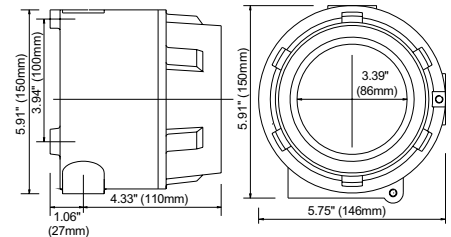
* has been tested and approved at Class I

Field of View



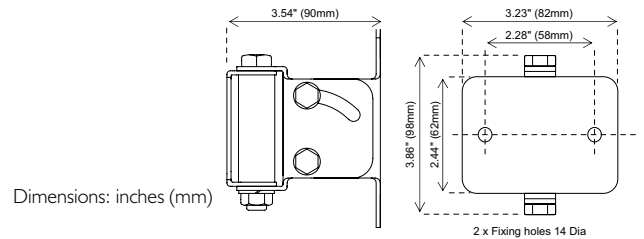
To meet the requirements of EN54:10 clause 5.4, where the ratio of the response points Dmax: Dmin should not exceed 1.41, the horizontal and vertical viewing angles max should not exceed ±30°.

Flame Detector



FIXING HOLES 2 X TAPPED M6 (8 DEEP)

Mounting Bracket



Dimensions: inches (mm)

Installation Recommendations

Please refer to our User Manual for mounting and wiring instructions. The installation of Talentum® flame detectors should be undertaken in accordance with the recognised national or international standards and codes of practice.

Specifications and wiring information are provided for information only and are believed to be accurate. FFE Ltd assumes no responsibility for their use. Data and design are subject to change without notice. Installation and wiring instructions are shipped with the products and should always be used for actual installation. For more information, contact your Sales Representative.

Document Part No: 24-0265-01

www.ffeu.com



US Sales and Distribution
FFE Limited
1455 Jamike Ave Ste 200
Erlanger, KY 41018-3147 USA

t +1 859 957 1570
e america@ffeuk.com
w www.ffeuk.com