

### Talentum<sup>®</sup> 16091

## Flame Sensor Test Unit

The test unit has been designed to generate a wide range of optical output signals, for the testing of Talentum flame detectors.

The test unit simulates the flickering flame signal by modulating the output of a filament lamp. The thermal time constant of a filament lamp prevents the generation of a perfect flame flicker signal. The slow response of the filament lamp will mean that some flame sensors many require more time to activate under test than they would with a real flame.

The unit is intended for service engineers to use, when performing commissioning and routine maintenance. This unit has been designed for use with Talentum flame detectors, but may be compatible with other devices.

#### Features

- Wide Spectral Output - UV, Visible, Near IR, Mid-IR
- Tests many Flame Sensors Types UV, UV/IR, UV/IR<sup>2</sup>, IR<sup>3</sup>, IR<sup>2</sup>, IR
- Portable with Rechargeable NiCd Battery Pack and Charger
- Selectable Optical Output Type
  - Constant Illumination
  - Regular Flashing Sources (Range of Frequencies)
  - Irregular Flickering Sources (Resembling Flames)
- Selectable Optical Output Intensity with LED Bar Graph Indication
- Range typically 3 metres and beyond
- 30 Second Timeout on Each Test
- Auxiliary 24Vdc Supply for Testing



## Mechanical Specification

Housing Material	Test unit: ABS and Noryl Charger: 94V-O polycarbonate
Housing Colour	Black
Dimensions	260(H) x 90/128(W) x 60(D) mm
Weight	1kg

## Electrical Specification

Charger Input Voltage	85Vac to 265Vac @ 47Hz to 440Hz
Test Unit Battery Voltage	24Vdc (Ni-Cd)
Test Unit Auxiliary 24Vdc Output Current	0.1Amp. max.

## Light Source Performance

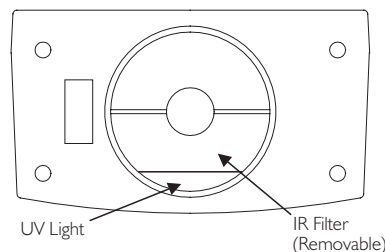
Light Source Power	20W max
Beam Angle	8° Cone
Spectral Response	UV Visible Near IR Mid-IR
Test Range	200nm to 4.3µm 5m typical

## Environmental

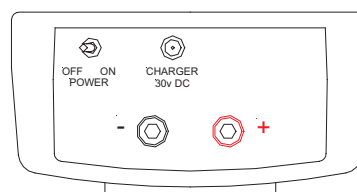
Operating Temperature	-15°C to +50°C
Charger Temperature	0°C to +50°C
Relative Humidity	95% Non condensing
IP Rating	IP54
RFI/EMC: Test Unit	EN61000-6-1, EN61000-6-2 EN61000-6-3, EN61000-6-4
Charger	EN 50130-4, EN 55022 FCC 20780 Level B EN 55022 Level B
Charger Safety Standards	Approved according to UL 1950, CSA A22.2 no 234, IEC950, EN 60950, TÜV file No S9954870, S9954887 and S9954856

## Transport Case

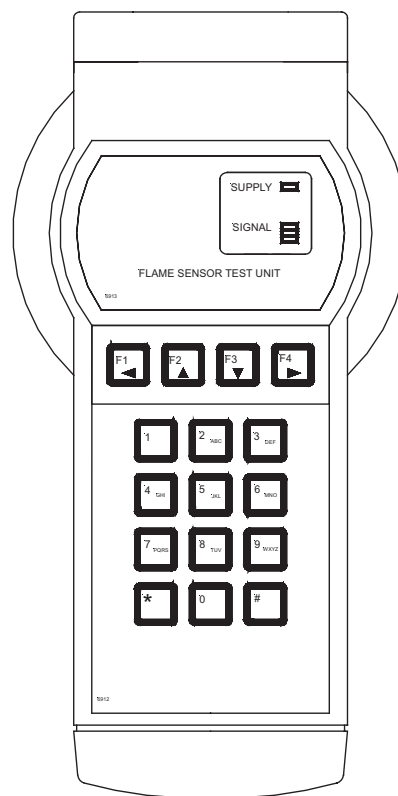
Colour	Bright Blue
Dimensions	375(L) x 295(W) x 75(D) mm



Test Unit Top View of Light Source



Test Unit with Base Cover Removed



FFE Limited  
9 Hunting Gate Hitchin,  
Hertfordshire SG4 0TJ  
England

t +44 (0) 1462 444 740

f +44 (0) 1462 444 789

e sales@ffeuk.com

w www.ffeuk.com

Formerly known as Fire Fighting Enterprises Ltd

Specifications and wiring information are provided for information only and are believed to be accurate. FFE Ltd assumes no responsibility for their use. Data and design are subject to change without notice. Installation and wiring instructions are shipped with the products and should always be used for actual installation. For more information, contact your Sales Representative.

Document Part No: 24-0066-02  
0687